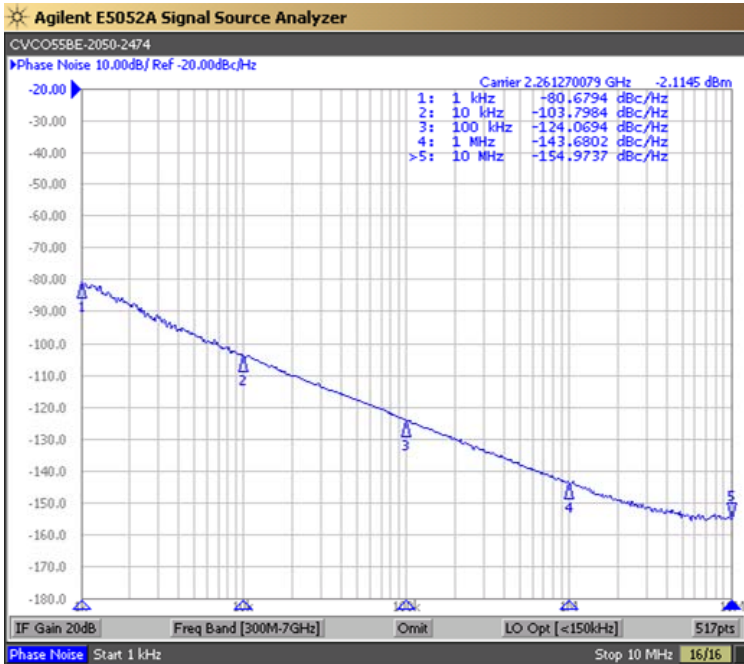


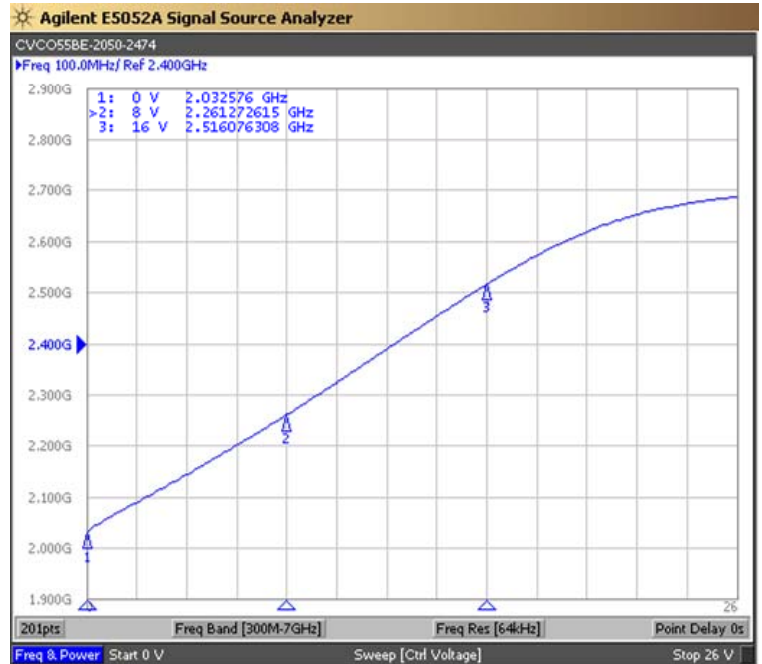


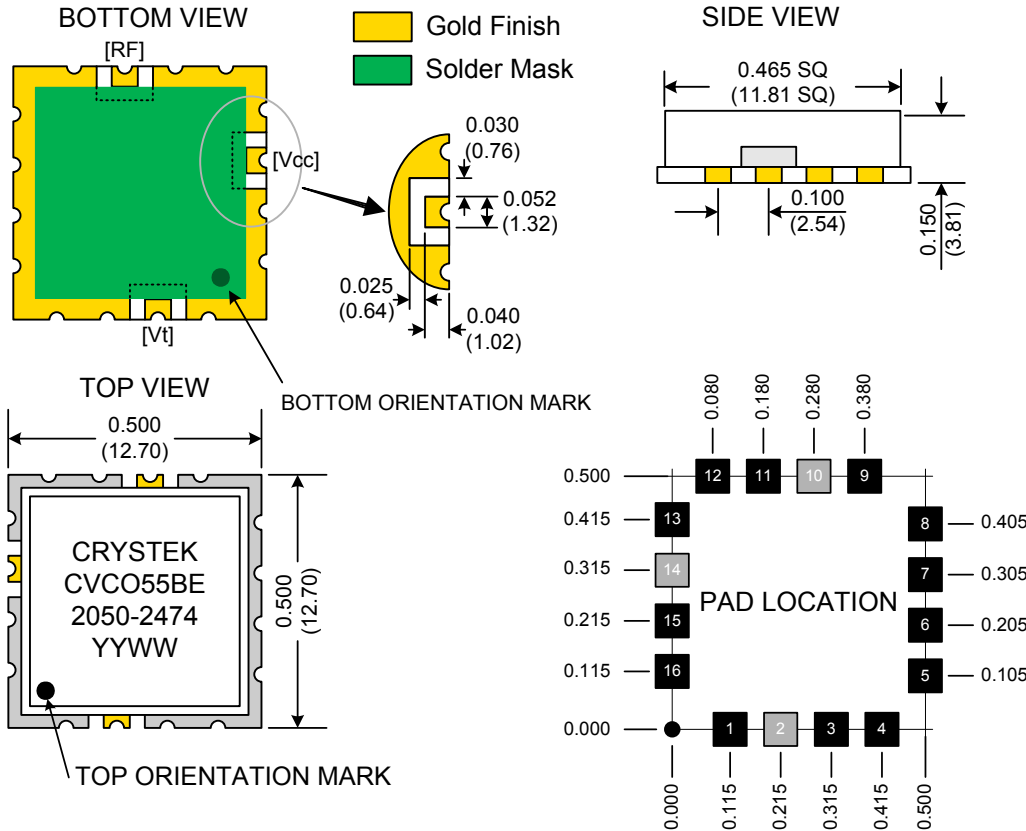
PERFORMANCE SPECIFICATION	MIN	TYP	MAX	UNITS
Lower Frequency:			2050	MHz
Upper Frequency:	2474			MHz
Tuning Voltage:	0		16.0	VDC
Supply Voltage:	7.6	8.0	8.4	VDC
Output Power:	-5.0	-2.5	0	dBm
Supply Current:		28	35	mA
Harmonic Suppression (2 <sup>nd</sup> Harmonic):		-15	-8	dBc
Pushing:		0.5	1.0	MHz/V
Pulling, all Phases:		1.0	2.5	MHz pk-pk
Tuning Sensitivity:		30		MHz/V
Phase Noise @ 10kHz offset:		-103	-99	dBc/Hz
Phase Noise @ 100kHz offset:		-125	-120	dBc/Hz
Load Impedance:		50		$\Omega$
Input Capacitance:			47	pF
Operating Temperature Range:	-40		+85	$^{\circ}\text{C}$
Storage Temperature Range:	-45		+90	$^{\circ}\text{C}$

Phase Noise (1 Hz BW, Typical)



Tuning Curve (Typical)

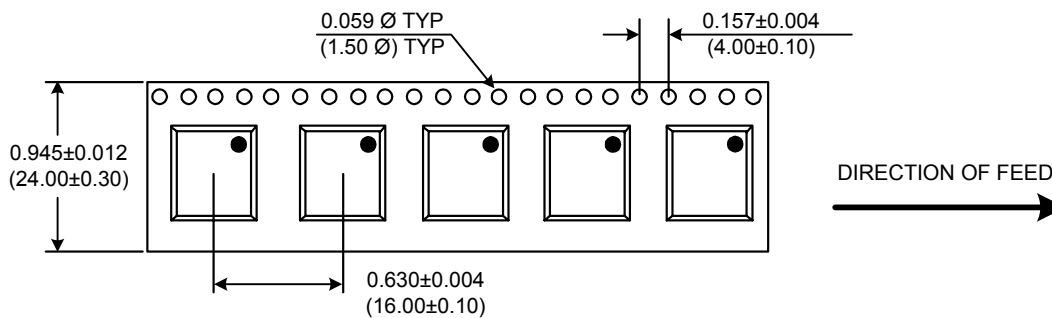




Pad	Connection
2	Vt
10	RF-OUTPUT
14	Vcc
Others	GROUND

- Unless otherwise specified, Dimensions are in:  $\frac{IN}{(mm)}$
- Pad Location Dimensions are in: Inches

**TAPE AND REEL**



Drawing not to scale

**Product Control:**

Crystek Part Number:	CVCO55BE-2050-2474	Release Date:	10-March-08
Revision Level:	C	Responsible:	C. Vales

Specification is subject to change without notice